


cBP-3061, 62A, 63, 64

PICMG 2.11 3U cPCI 47-pin Power Backplanes



Specifications


| Model Name | cBP-3061 | cBP-3062A | cBP-3063 | cBP-3064 |
|----------------------------|-------------------------------|---|--------------|--------------|
| PICMG | 2.0 R3.0, 2.11 R1.0 | | | |
| Dimension (mm, WxH) | 40.64x128.7 | 80.28x128.7 | 120.92x128.7 | 161.56x128.7 |
| Power Module Sockets | 1 | 2 | 3 | 4 |
| AC/DC input screw terminal | Yes | | | |
| DC output (ATX connector) | 1 | 2 | 3 | 4 |
| Cascading Current Sharing | No | Yes | | |
| Cascading Voltage Sense | Built-in ATX connector | Dedicated voltage sense connector | | |
| INH# distribution | Built-in ATX connector | Selectable common INH# or separated INH# for each power module, dedicated connector | | |
| FAL# distribution | Built-in ATX connector | Selectable common FAL# or separated FAL# for each power module, dedicated connector | | |
| DEG# distribution | Built-in ATX connector | Selectable common DEG# or separated DEG# for each power module, dedicated connector | | |
| PICMG 2.9 IPMB Socket | No | Yes | | |
| Chassis or Sub-systems | cPCIS-1000, 2000, 2600 series | | cPCIS-6400U | cPCIS-3330 |

Ordering Information

| Model number | Description/Configuration |
|--------------|--|
| cBP-3061 | PICMG 2.11 3U cPCI 47-pin Power Backplanes for one power module |
| cBP-3062A | PICMG 2.11 3U cPCI 47-pin Power Backplanes for two power modules |
| cBP-3063 | PICMG 2.11 3U cPCI 47-pin Power Backplanes for three power modules |
| cBP-3064 | PICMG 2.11 3U cPCI 47-pin Power Backplanes for four power modules |

cBP-3204[R], 06[R], 08[R]

3U cPCI 32-bit Backplanes with optional rear I/O



Specifications


| Model Name | cBP-3204[R] | cBP-3206[R] | cBP-3208[R] |
|--------------------------|--|-------------|-------------|
| PICMG | 2.0 R3.0, 2.1 R2.0 | | |
| Dimension (mm, W x H) | 100.7x128.7 | 141.3x128.7 | 181.9x128.7 |
| Segment | One | | |
| cPCI Bus | 32-bit/33MHz | | |
| System Slot | Right-hand side | | |
| System Slot Rear I/O | P2 rear I/O with AB-type shroud | | |
| Peripheral Slot | 3 | 5 | 7 |
| Peripheral Slot Rear I/O | cBP-3204, 3206 and 3208: No rear I/O cBP-3204R, 3206R, 3208R: P2 rear I/O with AB-type shroud | | |
| V(I/O) | 3.3V or 5V selectable, factory default is 5V | | |
| Power Connectors | ATX connector x2, DC screw terminals | | |
| Other Connectors | INH#, Reset, PWR_FAL# | | |
| Chassis or Sub-systems | All cPCIS-1000, 2000, 2600 series chassis | | |
| Recommended System Board | cPCI-3500A, 3700A, 3720 | | |

Ordering Information

| Model number | Description/Configuration |
|--------------|---|
| cBP-3204 | 3U cPCI 32-bit 4-slot Backplane |
| cBP-3204R | 3U cPCI 32-bit 4-slot Backplane with rear I/O |
| cBP-3206 | 3U cPCI 32-bit 6-slot Backplane |
| cBP-3206R | 3U cPCI 32-bit 6-slot Backplane with rear I/O |
| cBP-3208 | 3U cPCI 32-bit 8-slot Backplane |
| cBP-3208R | 3U cPCI 32-bit 8-slot Backplane with rear I/O |

cBP-3213P[R]

3U cPCI 32-bit 13-slot Backplanes with optional rear I/O



Specifications

| Model Name | cBP-3213P | cBP-3213PR |
|--------------------------|--|----------------------------------|
| PICMG | 2.0 R3.0, 2.1 R2.0, 2.11 R1.0 | |
| Dimension | 425.7x128.7 (mm, WxH) | |
| Segment | One | |
| cPCI Bus | 32-bit/33MHz | |
| System Slot | Right-hand side | |
| System Slot Rear I/O | P2 rear I/O with AB-type shroud | |
| Peripheral Slot | 12 slots (cBP-R3213 bridge board is required) | |
| Peripheral Slot Rear I/O | None | P2 rear I/O with AB-type shroud |
| Bridge | cBP-R3213 rear bridge board, TI2050 P2P bridge | |
| Power Socket | PICMG 2.11 47-pin socket x3 (for 8HP power module) | |
| V(I/O) | 3.3V or 5V selectable, factory default is 5V | |
| Power Connectors | AC/DC input, ATX connector x2, DC screw terminals | |
| Other Connectors | INH#, Reset, PWR_FAL#, Voltage LEDs | |
| Chassis or Sub-systems | cPCIS-1103, 2103, 2613 series | cPCIS-1103R, 2103R, 2613R series |
| Recommended System Board | cPCI-3500A, 3700A, 3720 | |


Ordering Information

| Model number | Description/Configuration |
|--------------|---|
| cBP-3213P | 3U cPCI 32-bit 13-slot Backplanes with 3 PSU sockets |
| cBP-3213PR | 3U cPCI 32-bit 13-slot Backplanes with 3 PSU sockets and rear I/O |
| cBP-R3213 | Removable rear bridge board |

Note: cBP-R3213 is sold separately from cBP-3213P or cBP-3213PR

cBP-3215A

15-slot 3U cPCI High Density Server Backplane



Specifications

| Model Name | cBP-3215A | |
|-------------------------|---|----------------------|
| PICMG | 2.0 R3.0, 2.1 R2.0, 2.11 R1.0 | |
| Dimension | 425.7x128.7 (mm, WxH) | |
| Segments | 7 | |
| Segment 1 | System Slot | Peripheral Slots |
| | Left hand side, P2 rear I/O | 2 slots w/o rear I/O |
| Segment 2~4 | System Slot | Peripheral Slots |
| | Left hand side, P2 rear I/O | 1 slots w/o rear I/O |
| Segment 5~7 | System Slot | Peripheral Slots |
| | Left hand side, P2 rear I/O | None |
| cPCI Bus | 32-bit/33MHz | |
| Power Socket | PICMG 2.11 47-pin socket x3 (for 8HP power module) | |
| V(I/O) | 3.3V or 5V selectable, factory default is 5V | |
| Power Connectors | AC/DC input, ATX connector x2, DC screw terminals | |
| Other Connectors | INH#, FAL#, DEG#, Voltage LEDs, Reset, PICMG 2.9 IPMB | |
| Chassis or Sub-systems | cPCIS-1000, 2000 or 2600 series | |
| Compatible System Board | cPCI-3500A, 3700A, 3720 series, cPXI-3710 | |

Ordering Information

| Model number | Description/Configuration |
|--------------|--|
| cBP-3215A | 15-slot 3U cPCI High Density Server Backplanes |

CompactPCI Solutions