

# ASLAN-W922C

Fanless 21.5" Wide-Screen Industrial Panel PC with Intel® Core i5-6300U  
2.4GHz Processor



## Features

- 21.5" LCD Display w/ LED Backlight
- Flat panel with projected capacitive touchscreen
- Front panel compliant with IP65
- Anti-scratch surface: 7H hardness
- Easy Maintenance Design for HDD/SSD
- Serial Ports (RS-232/422/485), RS-485 w/ Auto-flow Control
- Mini PCIe expansion slot support
- Fanless cooling system
- Cable-less Design
- Low power consumption
- 2 x SMA Antenna Holes for optional WiFi Function

## System

CPU	Intel® Core i5-6300U™ Processor 2.4GHz
Memory	1 x 4GB DDR4 SO-DIMM RAM module installed
LAN Chipset	1 x Intel® i219LM PCIe controller w/ iAMT 1 x Intel® i210IT PCIe controller
Watchdog Timer	1~255 levels reset

## Storage

Device	2 x outside-accessible 2.5" drive bay (default), 1 x mSATA
--------	---

## Audio

Device	Line Out / Mic In (Optional)
--------	------------------------------

## LCD Display

Size/Type	21.5" TFT LCD Panel
Max. Resolution	1920 x 1080
Max. Colors	16.2M
Luminance	250 cd/m <sup>2</sup>
Touch Screen	Projected capacitive touch panel
View Angle (U/D/R/L)	80°/80°/85°/85°

## Power System

Power Input	9~36VDC
-------------	---------

## Certification

EMC / EMI	CE, FCC Class A
-----------	-----------------

## Expansion

Expansion Bus	1 x mSATA (SATA, Full Size) 1 x mPCIe (PCIex1+USB2.0, Full Size) 1 x mPCIe (PCIex1+USB2.0, Half Size)
---------------	---

## External I/O

Serial Ports	4 x RS-232/422/485
USB Ports	4 x Type-A USB 3.0/2.0 ports
LAN	2 x RJ-45 GbE ports
Video	1 x VGA / 1 x HDMI
DIO	4IN / 4OUT Digital I/O (optional)

## Mechanical

Mounting Type	Panel Mounting and VESA-100 Mounting
Chassis	Panel-mounting chassis, aluminum front bezel and SGCC steel chassis
Dimension (W x H x D)	536 x 332 x 55.5 mm (21.1" x 13.07" x 2.19")
Weight (Net)	TBD

## Environmental

Operating Temp.	-20°C ~ 55°C (-4°F ~ 140°F)
Storage Temp.	-30°C ~ 70°C (-22°F ~ 158°F)
Operating Humidity	10 ~ 95% RH @ 55°C (non-condensing)
Vibration	5 ~ 500Hz, 1Grms Random (w/ SSD)
Shock	Operating 10G, 11ms Non-operating 30G, 11ms (w/ SSD)

## OS Support

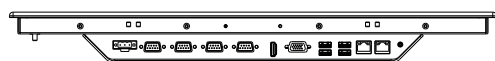
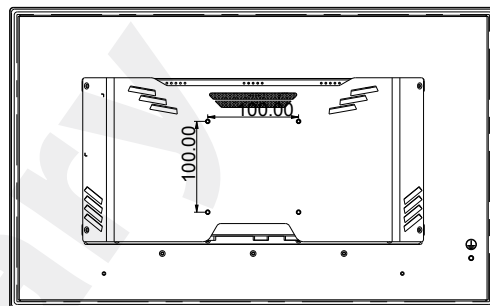

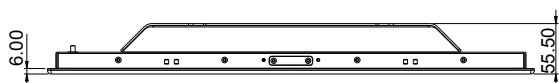
Windows 7 / Windows 8.1 / Windows 10 / Linux: Ubuntu

## Ordering Information

ASLAN -W922C-6300G4	21.5" Intel® Core i5-6300U 2.4GHz Processor Wide-screen industrial panel PC with 4GB Memory
---------------------	---



## Dimensions



Unit:mm

### Optional Accessories

PAC-P060W-02 12V/5A 60W AC/DC power adapter kit



### Optional Accessories (CTOS\* Kit)

150GB SSD Intel® 2.5" 150GB SATAIII SSD kit



WiFi-AT2350 Atheros AR9462 WiFi module w/ 20cm & 30cm internal wiring



ANT-D11 1 x WiFi Dual-band 2.4G/5G antenna



\*CTOS means Configure-to-Order Service.